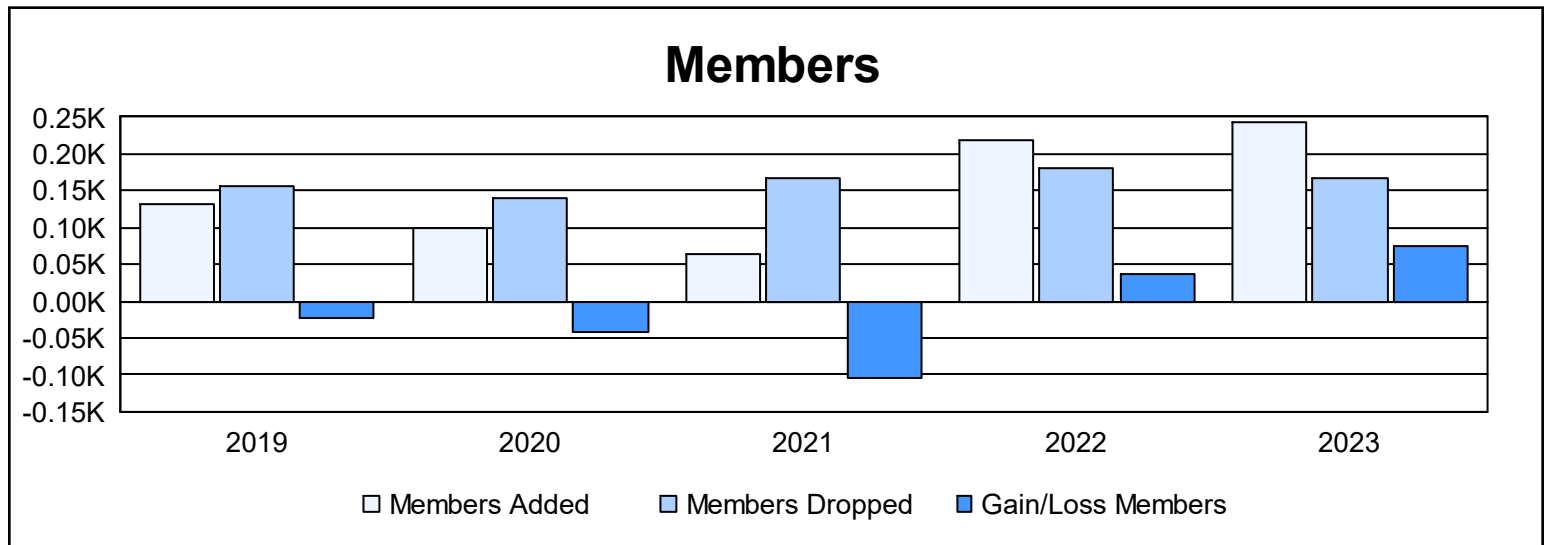
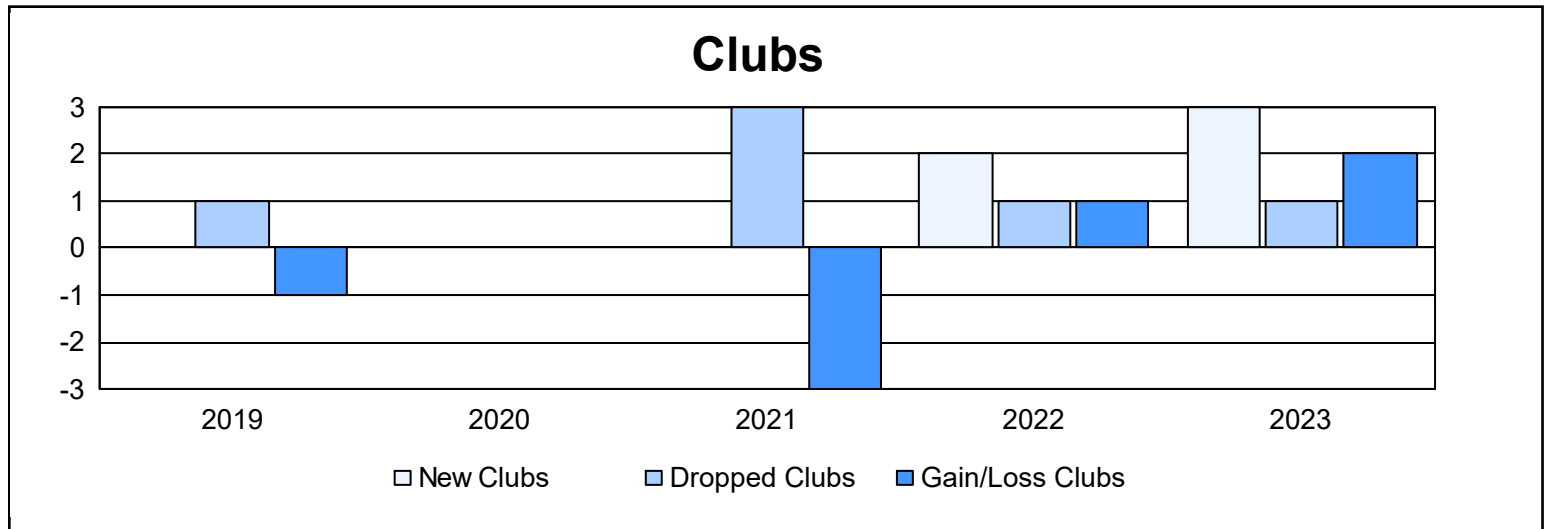
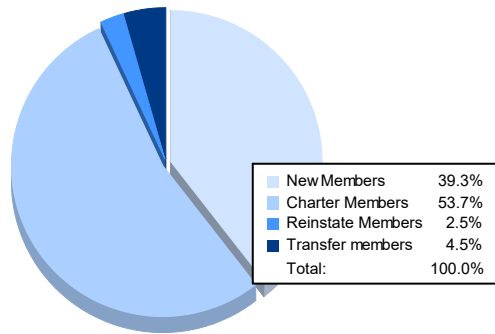


| Year | New Clubs | Dropped Clubs | Gain/ Loss Clubs | New Members | Charter Members | Reinstate Members | Transfer Members | Total Member Added | Total Members Dropped | Gain/ Loss Members |
|----------------|-----------|---------------|------------------|-------------|-----------------|-------------------|------------------|--------------------|-----------------------|--------------------|
| 2018-2019 | 0 | 1 | -1 | 104 | 6 | 1 | 20 | 131 | 155 | -24 |
| 2019-2020 | 0 | 0 | 0 | 79 | 8 | 7 | 5 | 99 | 140 | -41 |
| 2020-2021 | 0 | 3 | -3 | 44 | 1 | 4 | 14 | 63 | 168 | -105 |
| 2021-2022 | 2 | 1 | 1 | 129 | 67 | 10 | 12 | 218 | 181 | 37 |
| 2022-2023 | 3 | 1 | 2 | 96 | 131 | 6 | 11 | 244 | 168 | 76 |
| Average | 1 | 1 | 0 | 90 | 43 | 6 | 12 | 151 | 162 | -11 |



Membership Composition June 2023 Cumulative



Gender Composition June 2023 Cumulative

